










FOR NURSERY YEAR 2025-26

CELEBRATIONS	OBJECTIVES	Materials need to be made ready before hand by the parents
Class Party 	To create friendly and safe environment in the class.	Students will bring their favorite food.
Red day Yellow day	To know more about the red & yellow colours	Red clothes yellow clothes
Rainy Day Raksha Bandhan Janmashtimi 	To know about the unique bond between a brother and his sister. To encourage goodwill and to discourage bad will. To acquaint about Monsoon and to improve socio emotional skills.	Umbrella or raincoat, Rakhi, Butter and sweets. Students will come in Radha & Krishna costume.
Teachers day, Ganesh Chaturthi 	To recognize the contribution made by the teachers. To celebrate the symbol of wisdom and good fortune.	Children will come in traditional dress.
Dussehra 	To make the children aware of victory of good over evil. To remove the darkness from within us.	Students will come in traditional costumes.
Winter Party Diwali 	To know about the winter season. To improve socialization.	Students will bring food items of winter season.
Christmas day 	To inculcate the values of joy and sharing.	Clay or Crayons for making card.
Makar Sankranti 	To understand the importance of harvest festival and respect for nature.	Colourful paper for making a kite.













ACTIVITIES AND CELEBRATIONS

S.No.	MONTH	ACTIVITIES	OBJECTIVES	Materials need to be made ready before hand by the parents
1	April	Tearing and Pasting	To nurture creativity and develop fine motor skills	Craft paper, Glue Sketch book.
2	June	- Colouring - Rhyme Recitation Hindi	- To develop imagination. - Memorization and speaking skills	Water colours Sketch book. related to the Rhyme
3	July	- Rhyme Recitation English	- To develop fine motor skills. - To develop self confidence	Will inform through message Pictures, cut outs related to the Rhyme.
4	August	- Paper folding - Clay Modeling	- To improve eye hand coordination - To nurture creativity and fine motor skills	Craft paper and Sketch book. Colorful clay
5	Sept.	- Fancy dress - Vegetable Printing	- To develop confidence. - learn to be creative	Will be informed later Water colours and different vegetables
6	October	- Bud Printing - Story Telling English	- To encourage play based learning - To speak with proper gestures and expressions	Ear buds water colours Pictures cut outs related to the story
7	Nove.	Pasta necklace making Role play	- To explore imagination, creativity - To build confidence	Colourful pasta beads one string. Will be informed later.
8	Dec.	Christmas scene	To develop creativity and imagination.	Crayons and water colours
9	January	- Button Pasting - Story Telling Hindi - Making new year Card	- To develop fine motor skills - Improve speaking skill - To develop creativity	- Colourful small size buttons. - Pictures, cut outs related to the story - Stickers of flowers to make the card.
10	February	Show and Tell	To develop confidence	Will be informed later



FOR LKG YEAR 2025-26

CELEBRATIONS	OBJECTIVES	Materials need to be made ready before hand by the parents
Class Party 	To create friendly and safe environment in the class.	Students will bring their favourite food to eat.
Summer day 	To know about summer season.	Things we enjoy to eat in summer season.
Rainy Day 	To acquaint about monsoon and to improve social emotional skills	Raincoat.
Raksha Bandhan 	To know about the unique bond between a brother and sister. To respect our culture and traditions.	Rakhi, Sweets.
Teachers day Janamashthami Ganesh Chaturthi 	To respect our culture and traditions	Butter - Costumes- Girls (Lehenga), Boys (Kurta Pajama)
Dussehra 	To make children aware for the victory of good over evil.	Students will come in traditional costumes.
Winter Party Diwali 	To know about the winter season. To improve socialization.	Students will bring food items of winter season. Will be informed later
Christmas day 	To spread happiness and love	Will be informed later
Makar Sankranti 	To understand the importance of harvest festival and respect for nature.	Will be informed later
Graduation Party 	Participation of students in different cultural Programmes.	Will be informed later








ACTIVITIES AND CELEBRATIONS

S. No.	MONTH	ACTIVITIES	OBJECTIVES	Materials need to be made ready before hand by the parents
1	April	Clay Modelling	To nurture creativity and fine motor skills	Clay of different colours
2	June	Tearing and Pasting, English Rhyme Recitation	To develop imagination, To improve self confidence, voice modulation and articulation.	Colourful papers
3	July	Paint Brush Colouring Hindi Rhyme Recitation	To improve eye hand coordination, To improves memorisation self confidence, voice modulation and articulation.	Water colour, paint brush and Drawing note book
4	August	Matki Decoration Flag Making,	To understand themes - Honesty, compassion, respect and courage. To encourage play based learning.	Water colour Decoration Items cut out of making shapes paper
5	Sept.	Role play	To improve communication skills	Props if req.
6	October	Craft Work (Paper plate mask/ Paper bag puppet) Story Telling (English/Hindi)	To foster creativity and self expression. To provide children with a window to new world.	Paper plate, Colourful, paper fevicol, Ribbon
7	Nov.	Story Dramatization, Show and Tell	Language development, Improves public speaking. Improves child's confidence	Any object that the child wish to describe, For story dramatisation Materials or Aids according to the story
8	Dec.	Gift wrapping	To improve the organisational skills, eye hand coordination and patience.	Small empty Giftboxes colourful paper etc.
9	January	Kite Making (New Year card and Stick Puppet), Pantomime /Advertisement	To show your loved ones how much they mean to you. To demonstrate an understanding of emotions. To increase the knowledge of sales or services.	Decorative materials Fevicol, crayons and paper. New year card making
10	February	Collage making finger puppet	To improve the creative To spread happiness and love.	Decorative materials, fevicol, crayons and paper.
11	March	Holi card making	To foster creativity to spread happiness and love	Paper crayons, decorative items etc.

Note- All the activities will be conducted on Friday of every month.



FOR UKG YEAR 2025-26

CELEBRATIONS	OBJECTIVES	Materials need to be made ready before hand by the parents
Class Party 	To create friendly and safe environment .	Stuents will bring their favourite food item to eat. in the class.
Yoga day 	Enable the students to have good health	—
—	—	—
Raksha Bandhan Independence Day Janmashthmi 	To know about the unique bond between a brother and his sister. To encourage goodwill and to discourage bad will.	Rakhi, sweets. Rakhi making
Ganesh Chaturthi Teachers day,	To recognize the contribution made by the teachers. To celebrate the symbol of wisdom and good fortune.	Children will come in traditional dress.
Dussehra, Diwali Halloween 	To make the children aware of victory of good over evil. To remove the darkness from within us.	Students will come in different colorful costumes.
Diwali Toran making Ragoli making	To improve socialization	Students will come in traditional costumes. fireless cooking Sweets
Christmas day 	To inculcate the values of joy and sharing.	Clay or Crayons for making card.
Makar Sankranti 	To understand the importance of harvest festival and respect for nature.	Colourful paper for making a kite.
—	—	—
Holi celebration	To understand the importance of festivals and improve socialization	Students will come in traditional costume.



ACTIVITIES AND CELEBRATIONS

S. No.	MONTH	ACTIVITIES	OBJECTIVES
1	JULY	English Poem Recitation Hindi Poem Recitation	To develop imagination and stimulate curiosity. Imbibes self confidence.
2	AUGUST	English Handwriting Rakhi Making Matki decoration	To motivate and enhance their writing skills (fine motor skills) Work confidently with a variety of materials. To celebrate togetherness.
3	SEPTEMBER	English Story Telling Hindi Story Telling Memory test	To build up confidence. To speak with proper gestures and expressions. To sharpen presentation skills. To help develop sense of empathy. To facilitate ability for sequencing, ordering etc.
4	OCTOBER	Hindi Handwriting Puppet making	To motivate and enhance their writing skills (fine motor skills). To enhance creativity and brain stimulation.
5	NOVEMBER	Diya / Toran Making Tearing and pasting Spell Bee	Work confidently with a variety of materials. To nurture creativity and fine motor skill. To boost imagination, Imbibes self confidence To develop memory.
6	JANUARY	Show and Tell Clay Modelling Kite Making	To enhance communication skills. To nurture creativity and fine motor skill To develop imagination
7	FEBRUARY	Colouring (Using painting brush) Maths Genius	To enhance creativity and fine motor skill. Imbibes self confidence. To develop memory.
8	MARCH	Market Day Holi celebration	To foster entrepreneurial skills To symbolize the victory of good over evil.

Note- Activities will be conducted on Fridays.



FOR CLASS I & II YEAR 2025-26

DURATION	Materials need to be made ready before hand by the parents
1.5 MINUTES/CHILD	Poem other than textbook on theme given by teachers.
1.5 MINUTES/CHILD	Props can be used (optional)
40 MINUTES	Proper HB pencil, eraser.
40 MINUTES	Thread (silk/ wool/ cotton), decorative craft material (foam, sequins, tassels, beads etc.), glue, scissors and apron.
40 MINUTES	Matki, decoration items, etc.
1.5 MINUTES/CHILD	Story other than textbook with moral theme given.
1.5 MINUTES/CHILD	Props can be used (optional) Story from any source.
40 MINUTES	Will be provided by the teacher.
40 MINUTES	Proper HB pencil, eraser.
40 MINUTES	Ice cream sticks, glue, colourful paper eyes, sketch pen
40 MINUTES	For Diya making- Earthen diya (2), colours, brush, glue, sparkles, sequins, apron etc
40 MINUTES	Colourful papers, glue.
40 MINUTES	Words will be provided in the class.
1.5 MINUTES/CHILD	Any object that the child wish to describe.
40 MINUTES	Colourful clay, apron.
40 MINUTES	Colourful paper, decorative materials, fevicol etc.
40 MINUTES	Colours, paint brush, mixing tray, small bowls, wiping cloth, apron etc.
40 MINUTES	Worksheet will be provided.
1 Hr.	Fake money and products to sell.
1 Hr.	Dry colours

Materials for Rakhi making, Diya / Toran making, can be as per the requirement of activity.